

Project Cornerstone Volunteer






What is the Project Cornerstone Volunteer?

Volunteers read stories and lead discussions in the school classroom that are designed to increase the number of developmental assets in all students and adults. The stories and activities focus on issues like student-to-student respect, how to avoid bullies, and what to do if a bully is victimizing others. Students also learn about values such as honesty, caring, responsibility, and friendship. By sharing these concepts in class, volunteers help create a common language and vocabulary about student respect for the entire school. Each month, ABC volunteers meet as a group to review the book and lesson plan for the upcoming month. Then, the volunteers read the book and lead the planned activity and discussions in their assigned classroom. All ABC volunteers must complete either a Taking Asset Building Personally (TABP) or an Assets 101 training course.

Project Cornerstone Website:
<http://www.projectcornerstone.org/>



Key Responsibilities

- Read the assigned book in the classroom once a month
- Prepare lesson (including necessary materials) using provided curriculum
- Communicate with classroom teacher for scheduling
- Communicate with parents about book and lesson focus
- Communicate with teacher about Project
- Cornerstone letter prior to sending out to parents




Voluntee

**r
Resource**

s


- Project Cornerstone materials are housed in the library.
- Mailbox in the staff room will have materials for the monthly read aloud
- Training from the Project Cornerstone lead
- Project Cornerstone website and login
- Construction paper for projects is available in the staff room.
- Obtain a key from the classroom teacher or the office.



Helpful Information


Manage a whole class lesson

- Use a signal to get attention
- Set expectations for your time together
- Encourage positive behaviors by incorporating choices
- Visual cues can minimize interruptions
- Allow for a quick reflection of how things went at the end of your time together.
- Consult with teacher if challenges are being experienced



Helpful Information

- Read with expression to increase engagement
- Show pictures while reading the story
- Plan ahead to manage time to allow for the lesson & activity
- Make sure there is equity of voice amongst students





GOOGLE SLIDES

Click on the "Google Slides" button below this presentation preview.

Click on "Make a copy."
Start editing your presentation.

You need to sign in to your Google account.

POWERPOINT

Click on the "PowerPoint" button below this presentation preview.

Start editing your presentation.

Download and install the fonts used in this presentation as listed on the next page.

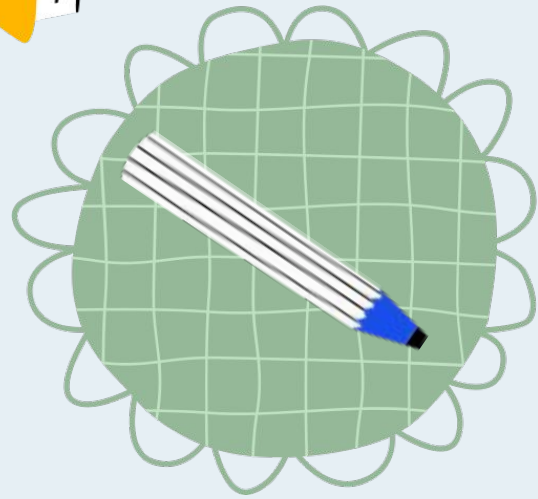

CANVA

Click on the "Canva" button under this presentation preview.

Start editing your presentation.


You need to sign in to your Canva account.

Important Tips




Connect

Connecting with other Project Cornerstone volunteers can help you with ideas. You can view a list of Project Cornerstone volunteers on Konstella





Collaborate

Partnering with other classroom volunteers can help you have extra support during classroom activities.



Check In

A regular check-in with the classroom teacher will ensure you are always in the know!



Confidentiality

In your role, you will have conversations that may include sensitive details about students and families. It is important to respect their privacy. Only speak about students or families with the classroom teacher or the school administration.

WRITE YOUR TOPIC OR IDEA

Elaborate on what
you want to discuss.

